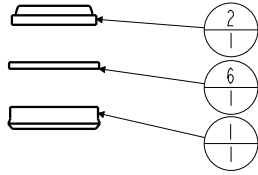
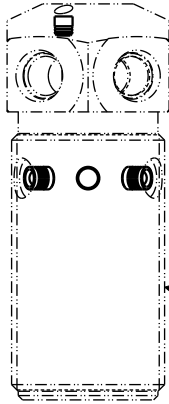


LUBRICATE ALL SEALS WITH CLEAN HYDRAULIC OIL PRIOR TO ASSEMBLY. DO NOT USE SILICONE BASED LUBRICANTS.

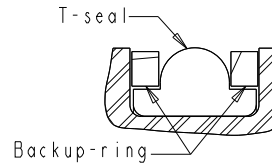


INSTALL WITH LIPS DOWN

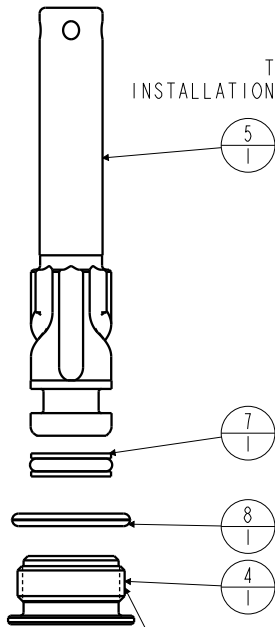
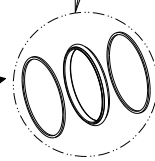


BODY, NOT A REPLACEMENT PART

3 piece seal Assemble with T-seal between backup rings.



T-SEAL INSTALLATION INFO



TIGHTEN TO 13 FT-LBS TORQUE.

N/A	N/A	60250211	KIT, SEAL, FKM	N/A	NOTED
N/A	N/A	6V250211	KIT, SEAL, STANDARD	NOTED	N/A
8	1	39V00036	O-RING, (-908)	X	X
7	1	39H10037	SEAL,T, (3/8 X 5/32 X 9/16)	X	39V10037
6	1	39F54000	BU RING, (-111)	X	X
5	1	81510500	PLUNGER, SC, 450		
4	1	81400028	RETAINER, SC, HS, 450		
3	1	81400001	BODY, SC, TB, HS, 450		
2	1	39053004	WIPER, SNAP-IN, (7/16)	X	X
1	1	39010038	SEAL, BEVEL, 7/16 x 3/32 x 5/8	X	39052014
No.	QTY	PART No.	DESCRIPTION	STANDARD SEAL KIT	FKM SEAL KIT

PARTS LIST



VEKTEK, INC.
1334 E. SIXTH AVE. P.O. BOX 625
EMPORIA, KS. 66801 U.S.A.

ASSEMBLIES AFFECTED
25020501
25020501F

PARTS LIST, ASSY,CYL,PP,TB,1200/470

SIZE A
PL2528

REV A

SHEET 1 OF 1

A	4573	RELEASE	RLK	12/17/21
REV	IN ACCORDANCE WITH ECN	EFFECTIVE DATE	REVISED BY	DATE
DRW BY:	RLK	DRAWING STATUS: Released		
DATE:	12/17/21	PRODUCTION APPROVED FOR RELEASED STATUS ONLY		

FORM FEG035_PL_ASIZE, REV. B